



October



	Monday	Tuesday	Wednesday	Thursday
Week 1 <u>Sight Words</u> and the like I	Practice writing the letters "J" and "j" 5 times each. Play Simon Says with a family member.	Practice writing the letters "K" and "k" 5 times each. Draw 2 things that begin with the same sound as "baby".	Practice writing the letters "L" and "l" 5 times each. Practice a fire drill with your family.	Practice writing the letters "M" and "m" 5 times each. Say or sing the days of the week.
Week 2 <u>Sight Words</u> a the in at see and	Practice writing the letters "N" and "n" 5 times each. Draw a picture of 2 things that are hot.	Practice writing the letters "O" and "o" 5 times each. Draw 2 things that begin with the same sound as "mouse".	Practice writing the letters "P" and "p" 5 times each. Make a list of words that rhyme with "man". (A grown-up can write the words.)	Practice writing the letters "Q" and "q" 5 times each. Count to 20. Count backwards from 10.
Week 3 <u>Sight Words</u> he she see me yellow red green	Practice writing the letters "R" and "r" 5 times each. Sing or say the days of the week.	Practice writing the letters "S" and "s" 5 times each. Color the leaves the right colors.	Practice writing the letters "T" and "t" 5 times each. Draw 2 things that begin with the same sound as your name.	Write the lowercase letters in order from a to t. Go outside. Look for a leaf, an acorn, or a pinecone. Bring it to school.
Week 4 <u>Sight Words</u> all have it we look not	Practice writing the letters "U" and "u" 5 times each. Draw 5 pumpkins with 2 leaves on each.	Practice writing the letters "V" and "v" 5 times each. Draw 2 things that begin with the same sound as "pumpkin".	Draw a face on the pumpkin. Write a sentence about your pumpkin.	Practice writing the letters "W" and "w" 5 times each. Color the pumpkins the right colors.
Week 5 <u>Sight Words</u> went can look too not	Practice writing the letters "X" and "x" 5 times each. Color the apples the right colors.	Cut out letters to spell the words (use newspapers or magazines or the letter sheet in this folder).	Practice writing the letters "Y" and "y" 5 times each. Draw pictures to finish the pattern.	Practice writing the letters "Z" and "z" 5 times each. Put the sight words in the correct boxes—look at the letter shapes.

Monday

J j

_____	_____	_____	_____	_____
-----	-----	-----	-----	-----
_____	_____	_____	_____	_____
_____	_____	_____	_____	_____
-----	-----	-----	-----	-----
_____	_____	_____	_____	_____

Tuesday

K k

_____	_____	_____	_____	_____
-----	-----	-----	-----	-----
_____	_____	_____	_____	_____
_____	_____	_____	_____	_____
-----	-----	-----	-----	-----
_____	_____	_____	_____	_____



What begins like "baby"?

L l

Wednesday

_____	_____	_____	_____	_____
-----	-----	-----	-----	-----
_____	_____	_____	_____	_____
_____	_____	_____	_____	_____
-----	-----	-----	-----	-----
_____	_____	_____	_____	_____

M m

Thursday

_____	_____	_____	_____	_____
-----	-----	-----	-----	-----
_____	_____	_____	_____	_____
_____	_____	_____	_____	_____
-----	-----	-----	-----	-----
_____	_____	_____	_____	_____

N n

Monday

_____	_____	_____	_____	_____
-----	-----	-----	-----	-----
_____	_____	_____	_____	_____
_____	_____	_____	_____	_____
-----	-----	-----	-----	-----
_____	_____	_____	_____	_____



Draw 2 hot things.

O o

Tuesday

_____	_____	_____	_____	_____
-----	-----	-----	-----	-----
_____	_____	_____	_____	_____
_____	_____	_____	_____	_____
-----	-----	-----	-----	-----
_____	_____	_____	_____	_____




What begins like "mouse"?

P p

Wednesday

_____	_____	_____	_____	_____
-----	-----	-----	-----	-----
_____	_____	_____	_____	_____
_____	_____	_____	_____	_____
-----	-----	-----	-----	-----
_____	_____	_____	_____	_____



Q q

Thursday

_____	_____	_____	_____	_____
-----	-----	-----	-----	-----
_____	_____	_____	_____	_____
_____	_____	_____	_____	_____
-----	-----	-----	-----	-----
_____	_____	_____	_____	_____

R r

Monday

_____	_____	_____	_____	_____
-----	-----	-----	-----	-----
_____	_____	_____	_____	_____
_____	_____	_____	_____	_____
-----	-----	-----	-----	-----
_____	_____	_____	_____	_____

S s

Tuesday

_____	_____	_____	_____	_____
-----	-----	-----	-----	-----
_____	_____	_____	_____	_____
_____	_____	_____	_____	_____
-----	-----	-----	-----	-----
_____	_____	_____	_____	_____



red



yellow



green

T t

Wednesday

_____	_____	_____	_____	_____
-----	-----	-----	-----	-----
_____	_____	_____	_____	_____
_____	_____	_____	_____	_____
-----	-----	-----	-----	-----
_____	_____	_____	_____	_____



What begins
like your
name?

Thursday

_____	_____	_____	_____	_____
-----	-----	-----	-----	-----
_____	_____	_____	_____	_____
_____	_____	_____	_____	_____
-----	-----	-----	-----	-----
_____	_____	_____	_____	_____
_____	_____	_____	_____	_____
-----	-----	-----	-----	-----
_____	_____	_____	_____	_____

U u

Monday

_____	_____	_____	_____	_____
-----	-----	-----	-----	-----
_____	_____	_____	_____	_____
_____	_____	_____	_____	_____
-----	-----	-----	-----	-----
_____	_____	_____	_____	_____

Draw 5 pumpkins with 2 leaves each.

V v

Tuesday

_____	_____	_____	_____	_____
-----	-----	-----	-----	-----
_____	_____	_____	_____	_____
_____	_____	_____	_____	_____
-----	-----	-----	-----	-----
_____	_____	_____	_____	_____

What begins like "pumpkin"?

Wednesday




Two sets of handwriting practice lines. Each set consists of a solid top line, a dashed middle line, and a solid bottom line.


W w

Thursday


Five sets of handwriting practice lines for the letter 'w'. Each set consists of a solid top line, a dashed middle line, and a solid bottom line.



orange




green




yellow

Monday

_____	_____	_____	_____	_____
-----	-----	-----	-----	-----
_____	_____	_____	_____	_____
_____	_____	_____	_____	_____
-----	-----	-----	-----	-----
_____	_____	_____	_____	_____



red



yellow



green

went

--	--	--	--

Tuesday

look

--	--	--	--

can

--	--	--

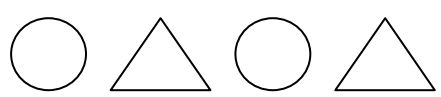
too

--	--	--

Y y

Wednesday

Handwriting practice lines for the letter Y. Each row consists of a solid top line, a dashed middle line, and a solid bottom line. There are five such rows for practice.



Z z

Thursday

Handwriting practice lines for the letter Z. Each row consists of a solid top line, a dashed middle line, and a solid bottom line. There are five such rows for practice.

can
look
too

--	--	--

--	--	--

--	--	--	--